

Let's Practise Telling The Time

Scaffolded activity sheets to practise telling the time, from hours to minutes and seconds

KS1

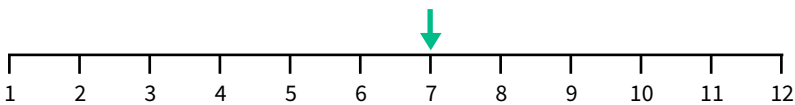
Let's Practise Telling The Time: The Hour Hand

Name.....

Date..... Class.....

Example

When the hour hand points to a number on this number line, it tells us how many hours it is.



This shows that it is 7 o'clock.

1. What time is it?



o'clock



o'clock

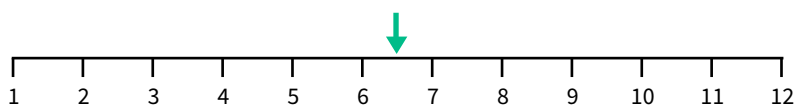


d) o'clock comes after 10 o'clock

e) o'clock comes before 1 o'clock

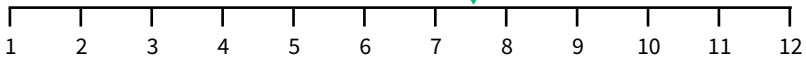
Example

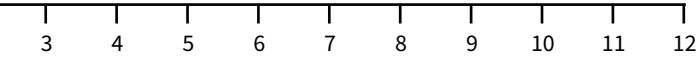
The hand is pointing halfway past the 6.

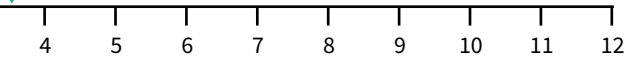


This shows that it is **half past 6**.

2. What time is it?

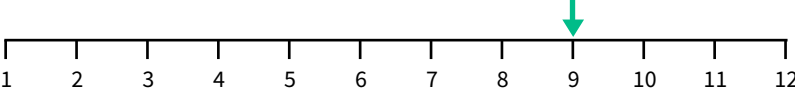
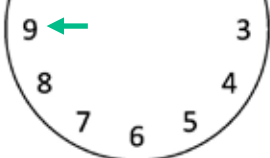
a)  half past

b)  half past

c) 

d) Half past 10 is half way between o'clock and o'clock.

We can bend the number line around so that it becomes a circle.

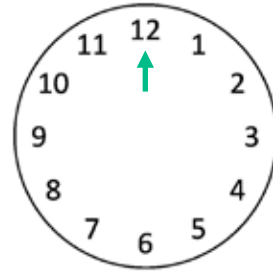
 

It is **9 o'clock**. 8 o'clock comes **before** 9 o'clock. 10 o'clock comes **after** 9 o'clock.

3. Count forwards in o'clock times from 9 o'clock.

- 9 o'clock
- 10 o'clock
- o'clock
- o'clock
- o'clock
- 2 o'clock
- o'clock
- o'clock

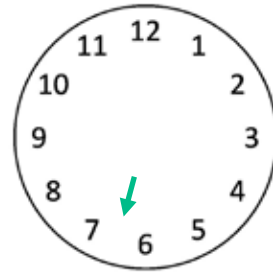
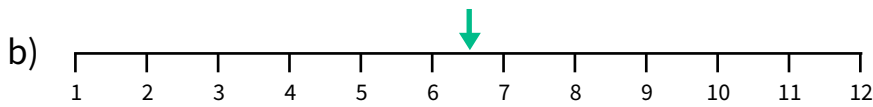
4. Complete the boxes below:



The time is o'clock.

o'clock comes **before** 12 o'clock.

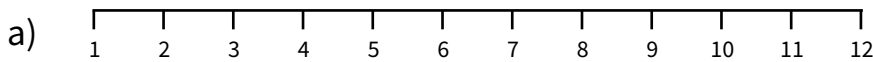
o'clock comes **after** 12 o'clock.



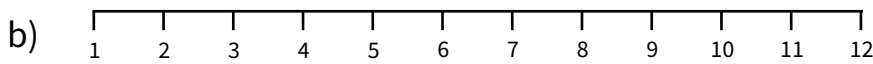
The time is half past .

It is **half way between** o'clock and o'clock.

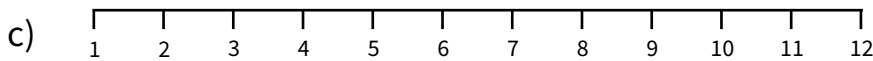
5. Draw the hour hand on each number line to show where it points at each time.



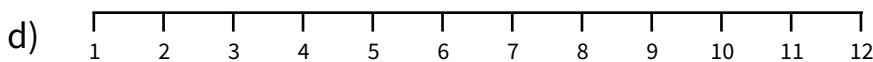
11 o'clock



half past 2



4 o'clock



half past 9

6. This is the hour hand. What time is it?

